



Effect of Two Biofertilisers Based on Endophytic Fungi on Fall Armyworm Infestations in Maize Production in the Kara Region of Togo, West Africa

Essossiname Kpanegue ^a, Atti Tchabi ^{a*},
Nazer Famah Sourassou ^a, Emmanuel Kombieni ^a,
Latifou Tchassanti ^a and Tighankoumi Gmakouba ^a

^a Centre d'Excellence en Protection Durable des Cultures, Laboratoire des Sciences Agronomiques et Biologiques Appliquées, Institut Supérieur des Métiers de l'Agriculture, Université de Kara, BP. 404 Kara, Togo.

Authors' contributions

This work was carried out in collaboration among all authors. All authors read and approved the final manuscript.

Article Information

DOI: <https://doi.org/10.9734/ijpss/2024/v36i115136>

Open Peer Review History:

This journal follows the Advanced Open Peer Review policy. Identity of the Reviewers, Editor(s) and additional Reviewers, peer review comments, different versions of the manuscript, comments of the editors, etc are available here: <https://www.sdiarticle5.com/review-history/126281>

Original Research Article

Received: 05/09/2024
Accepted: 08/11/2024
Published: 15/11/2024

ABSTRACT

Aims: The aim of the study was to assess the efficacy of two biofertilisers based on endophytic fungi on infestation rates, foliar damage and maize yield losses caused by the armyworm, *Spodoptera frugiperda*, a worst maize pest.

Study Design: Completely Randomized Design (CRD) with three types of treatments.

Place and Duration of Study: Agronomic Experimentation Station of Tchitchao, Kara (Togo), between October 2019 and March 2020.

*Corresponding author: E-mail: attitachi@yahoo.fr;

Cite as: Kpanegue, Essossiname, Atti Tchabi, Nazer Famah Sourassou, Emmanuel Kombieni, Latifou Tchassanti, and Tighankoumi Gmakouba. 2024. "Effect of Two Biofertilisers Based on Endophytic Fungi on Fall Armyworm Infestations in Maize Production in the Kara Region of Togo, West Africa". *International Journal of Plant & Soil Science* 36 (11):220-30. <https://doi.org/10.9734/ijpss/2024/v36i115136>.

Methodology: A complete randomized block design was used with three types of treatments: (i) maize seeds inoculated with *Glomus sp.* strain 142, (ii) maize seeds inoculated with Mycotri, (iii) maize seedlings fertilized with NPK and urea and finally (iv) a control consisting of seeds and/or seedlings of maize neither fertilized nor inoculated.

Results: The results show that the plots treated with endophytic fungi recorded significantly lower infestation rates compared with the fertiliser treatments and the control. The highest infestation rates were 54% at 38 days after sowing (DAS) and 45% at 31 DAS for treatments with 5.35 x 10⁵ spores/ha *Glomus sp.* and 0.38 kg/ha Mycotri, respectively, compared with 78% at 31 DAS and 62% at 38 DAS for fertiliser treatments and the control. The highest level of leaf damage, 2.92, was observed at 33 DAS on the plots fertilised with fertiliser, compared with scores of 2.53 and 2.38 for the plots mycorrhised with *Glomus sp.* and Mycotri, respectively. Yields were significantly higher in the fertilised plots (3.87 t/ha), followed by the mycorrhised plots (2.62-3.01 t/ha) and the control (1.73 t/ha).

Conclusion: The endophytic fungi enabled the plants to tolerate fall armyworms attacks better than the controls, offering an alternative to chemical fertilisers and an effective option for managing soil fertility and controlling *Spodoptera frugiperda*.

Keywords: Maize; *Spodoptera frugiperda*; mycorrhizae; *Glomus sp.*; biological control.

1. INTRODUCTION

The fall armyworm (CLA) *Spodoptera frugiperda* J.E. Smith (Lepidoptera: Noctuidae), is one of the most important pests in West Africa and Togo (Prasanna et al. 2018, FAO 2018, Nagoshi et al. 2018). Native to tropical and subtropical regions of America (Nagoshi et al. 2018, Goergen et al. 2016). CLA feeds on more than 80 plant species (Prasanna et al. 2018, FAO 2018, CABI 2017) preferring maize and causing significant damage (Abrahams et al. 2017). Studies by (Prasanna et al. 2021) show an increase in CLA infestations due to climate change, exacerbating maize yield losses. To better manage their crops, farmers are making massive spontaneous use of synthetic insecticides (Carvalho et al. 2013, Bateman et al. 2018) which are known to have harmful effects on humans and the environment (Bernardes et al. 2015, Kibria 2016), natural enemies (Tang et al. 2010, Roubos et al. 2014) and for the resistance phenomena they can induce in pests (Gianessi 2014, Tong et al. 2013, Ahmad and Mehmood 2015, Gutiérrez-Moreno et al. 2018). In a bid to solve these problems while ensuring sustainable management of CLA, FAO recommends integrated pest management, combining the most environmentally friendly strategies, including varietal control and the use of natural pesticides, biofertilisers and biopesticides in pest control (Prasanna et al. 2018). In Togo, studies on the management of CLA have revealed that infestation rates on maize plants can exceed 68% (Djima et al. 2020) and several natural enemies of CLA are present in Togo (Tchao et al. 2023). In addition, (Kpemoua et al. 2021) have shown that some

maize varieties grown in Togo seem to tolerate armyworm attacks as well as possible, while the study of (Tcha-Moussa et al. 2022) has shown that good plant fertilisation is a good option for managing CLA. The study of (Kombieni et al. 2023) showed that botanical pesticides can be an alternative to synthetic pesticides in the control strategy against CLA in Togo. Arbuscular mycorrhizal fungi (AMF) are considered a promising alternative for armyworm management because of their ability to improve plant health and resistance to biotic stresses, unlike biopesticides and botanical pesticides, which may be expensive or have limited effects (Öpik et al. 2006, Pozo et al. 2010). For example, (Gnamkoulamba et al. 2018a) showed that the symbiotic association of the fungi *Acaulospora spinosa*, *Glomus mosseae* and *G. hoii* with rice plants promotes better plant nutrition, increases their tolerance to pests and reduces the need for chemical products. Unlike chemical control, AMF offer a sustainable and environmentally friendly approach, avoiding resistance problems and negative impacts on CLA natural enemies (Carvalho et al. 2013, Bernardes et al. 2015). This study, initiated as part of the national programme for the sustainable management of the Fall armyworm in Togo, aims to assess the bioprotective potential of endophytic fungi contained in two biofertilisers against the Fall armyworm under field conditions.

2. MATERIALS AND METHODS

2.1 Experimental Site

The study was conducted at the Agronomic Experimentation Station of Tchitchao, Kara

(Togo), with geographical coordinates of 9°37'2.968" north latitude and 1°6'51.645" east longitude. The study area has a tropical Sudanian climate, with a single main rainy season from April to October and a dry season from November to March. The soils are ferrallitic types relatively poor.

2.2 Mycorrhiza Inocula and Maize Variety

Four pure strains of 472 (*Glomus sp*) at a rate of 6000 spores/kg of substrate were used. The strains is available at "Laboratoire des Sciences Agronomiques et Biologiques Appliquées", (LaSABA-University of Kara).

2.3 Experimental Design and Seeds Inoculation

A completely randomised block design of six treatments with replications was used, with a distance of one meter between the different blocks and 0.5 m between experimental units within the same block. The experimental unit consisted of a 5.25 m x 5 m maize plot. Sowing was carried out in two-seed stacks with a spacing of 0.25 m between successive stacks on the same row and 0.80 m between successive rows, i.e. 7 rows of 20 plants (140 plants) per plot unit. The plants were removed two (2) weeks after emergence, leaving only one plant per cluster for the trial. For Mycorrhiza 142 (*Glomus sp*), the maize grains were sown in pits containing the planned dose of spores in order to promote early mycorrhization. Two doses - 8.02 x 10⁵ spores/ha and 5.35 x 10⁵ spores/ha - of mycorrhiza were used for sowing, i.e. 1.5 g/packet and 1 g/packet respectively. For MYCOTRI, the 1.5 g and 1 g powder was mixed with 10 g of maize seed for application rates of 0.38 kg/ha and 0.25 kg/ha respectively, the latter being the rate recommended by the developer. The absolute control consisted of maize varieties neither fertilised nor inoculated with the fungus strain. The positive control consisted of maize fertilised with NPK 15-15-15 and urea, which were applied at 15th days after sowing (DAS) and 45th DAS respectively.

2.4 AMF Root Colonization

The AMF root colonization and spore density were assessed after two months of inoculation by harvesting (taking root out from the soil) 5 plants per treatment. Roots were extracted by wet sieving and decantation (Oehl et al. 2003). AMF root colonization was determined according to

(Brundrett et al. 2013). using trypan blue to stain mycorrhizal structures. The gridline-intersect technique (Giovannetti and Mosse 1980) was applied to analyze AMF colonization using magnifying glass, at up to 90-fold magnification.

2.5 Effect of Inoculation on the Infestation Rate of Armyworms

The infestation rate was assessed on a sample of 50 plants from each plot unit following the W approach described by the (FAO 2018). A plant was considered infested when it showed at least one egg mass, live larva or fresh droppings. These data were collected from 10 DAS and at 7 days frequency until the appearance of the male inflorescence on half of the plants on the experimental plot. The proportion of the leaf surface attacked was assessed using the pre-established scale of (Davis et al. [1989]). To do this, 10 plants were sampled per plot every fortnight from the 15th day of the month until the appearance of the male flowers in order to assess the level of damage by visual observation of the symptoms.

2.6 Effect of Inoculation on Armyworm Damage Levels

Damage levels were assessed using the method described by (Kombieni et al. 2023). It consisted in noting, by visual observation, the proportion of the leaf surface consumed or damaged by armyworm using the pre-established scale of (Davis et al. 1989) which ranges from 1 (no leaf damage) to 9 (severe leaf damage). This assessment was carried out 3 times on 10 randomly selected plants, at two-week intervals, starting on 15 DAS.

2.7 Effect of Inoculation on Maize Agronomic Performances

At harvest, 20 maize plants per plot were selected. The length and circumference of each cob were measured individually using a tape measure. After drying in the sun, the cobs were dehulled and the weight of each batch, corresponding to each plot, was determined. The weight obtained per plot sample was then extrapolated to represent a density of 50,000 plants per hectare, in accordance with the cropping pattern adopted

2.8 Data Analysis

Data obtained were analysed using SAS software version 9.2 (SAS Institute 2005). In

order to stabilise variances for statistical analysis, infestation and mycorrhization rates were transformed by the function $x' = \arcsin(\sqrt{p})$, with $p = x/100$; damage levels, plant heights, maize cob circumferences and lengths, and yields were transformed by the function $x' = \log(x + 1)$. Data on damage levels and plant infestation were compared using ANOVA (PROC GLM), and means were separated using the Student-Newman-Keuls (SNK) test at the 5% threshold.

3. RESULTS AND DISCUSSION

The results showed that over the whole trial, the plots fertilised with NPK and urea recorded the highest infestation rates. Plots treated with MYCOTRI -0.25kg/ha and 0.38kg/ha - recorded the lowest armyworm infestation rates. The highest infestation rates, significantly ranging from 78% to 75% and 44% to 62%, were recorded from 24 to 38 DAS by the NPK + urea treatment and the absolute control respectively. On the other hand, infestation rates of 36% to 56% for MYCOTRI treatments and 44% to 54% for *Glomus sp.* treatments were obtained at the same dates after sowing (Fig. 1).

Plants treated with chemical fertilisers showed significantly greater damage, with the highest damage level score of 2.85 at 45 DAS. Damage scores on plots treated with biofertilisers varied between 1.23 ± 0.07 and 2.53 ± 0.04 from 15 to 45 DAS, statistically identical to those of the absolute control (1.16 ± 0.08 and 2.58 ± 0.11) (Fig. 2).

The results illustrated in Fig. 3 showed that the difference in plant growth was significant between treatments, indicating that plants fertilised with NPK+Urea grew faster ($P < 0.05$), followed by plants mycorrhised with *Glomus sp.* Plots treated with MYCOTRI showed similar or even lower plant growth than the absolute control at certain dates after sowing. Mycorrhization of the roots resulted in the presence of vesicles and a network of arbuscules in the soil (Fig. 4).

The best root mycorrhization rates of 82.5% and 68.33% were obtained with *Glomus sp* at 8.02×10^5 spores/ha and 5.35×10^5 spores/ha respectively ($F=168.81$; $P < 0.0001$) (Fig. 5).

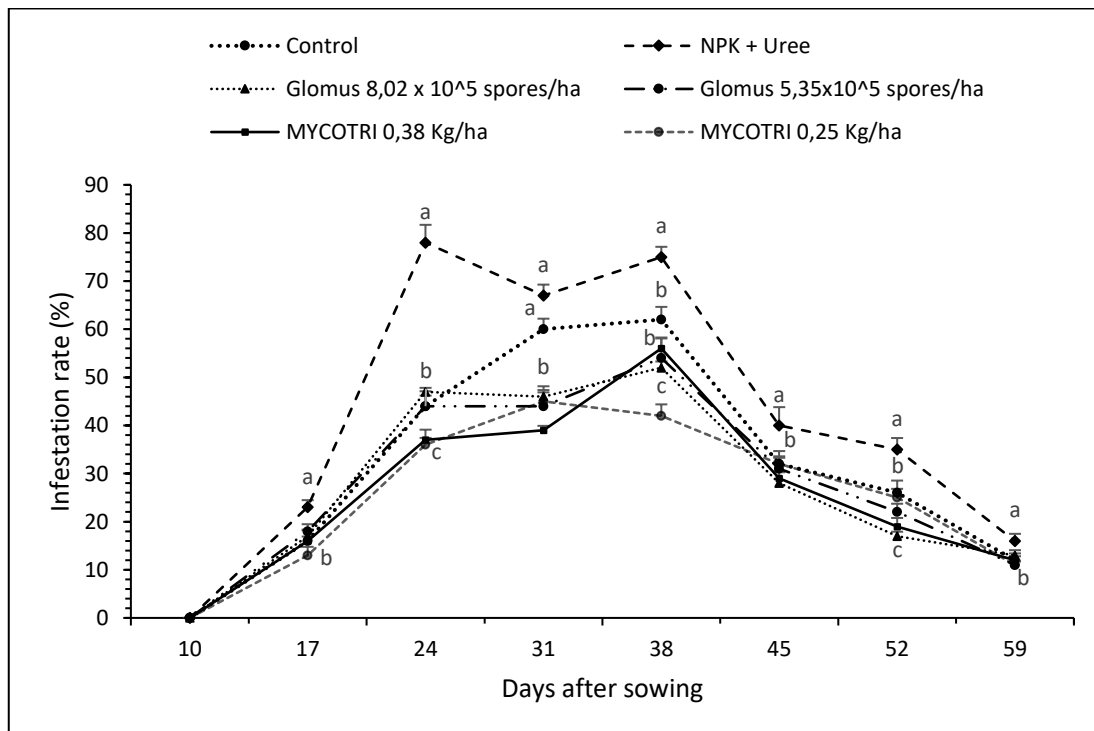


Fig. 1. Mean plant infestation rates by armyworm. Means of treatments with error bars affected by different letters are statistically different at the 5% threshold following the same day after sowing

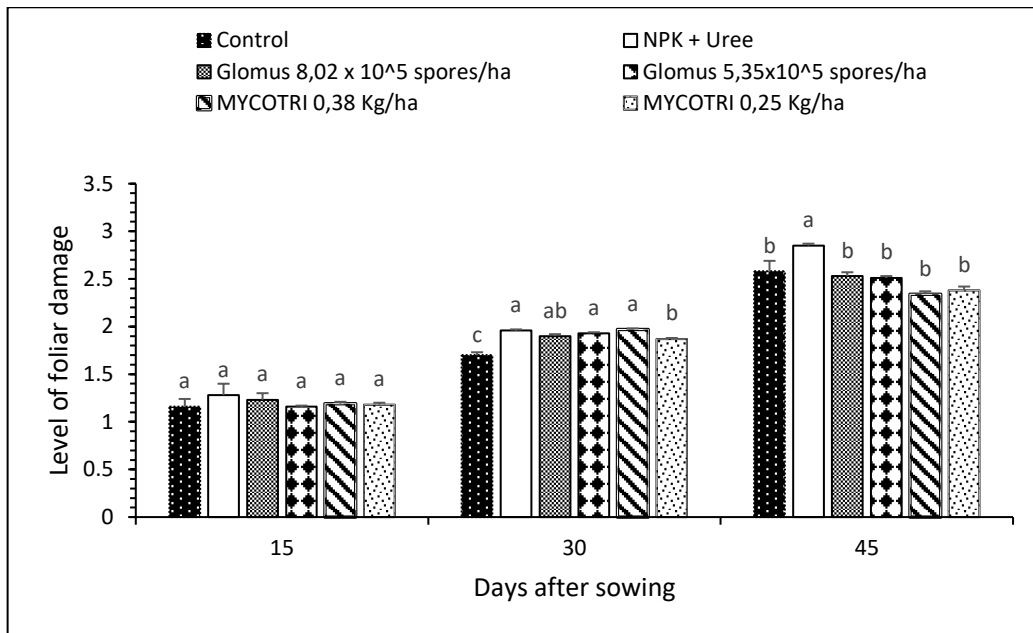


Fig. 2. Level of leaf damage in plants infested by armyworm. Means of treatments with error bars affected by different letters are statistically different at the 5% threshold following the same day after sowing

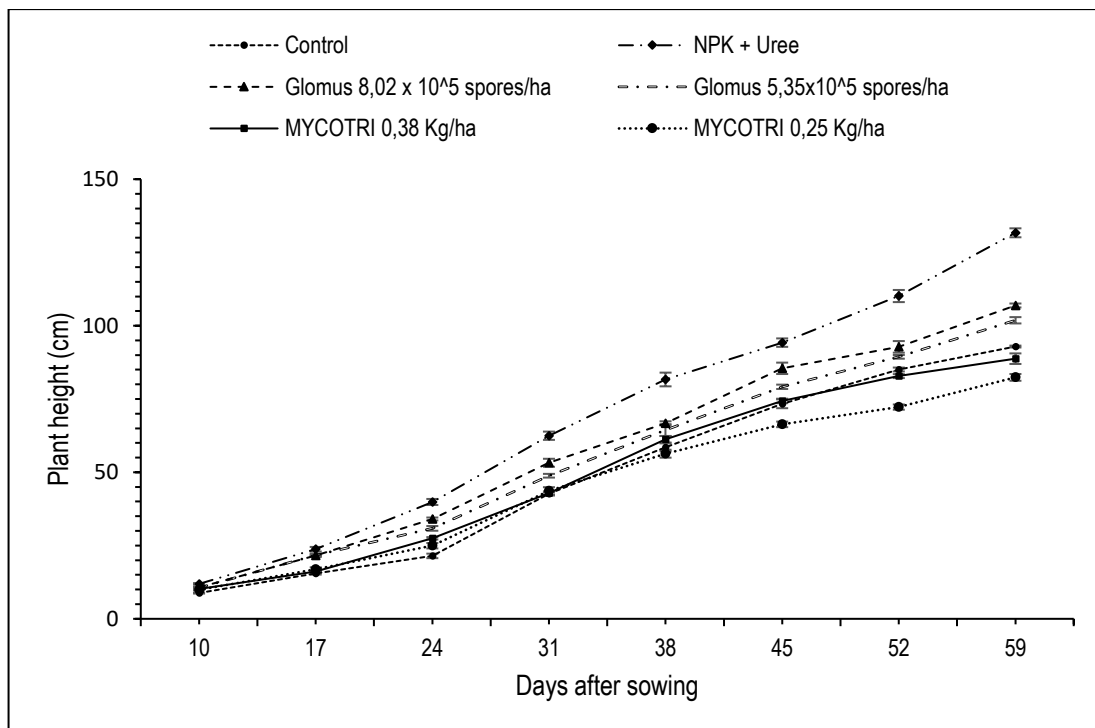


Fig. 3. Evolution of plant heights of treatments according to days after sowing

At harvest, spikes from fertilised plants were the longest ($F=19.82$; $P<0.0001$) and spike size was statistically identical between treatments ($F=2.574$; $P = 0.0632$) (Table 1). The average yields of the different treatments show that the best yield of 3.86 ± 0.12 t/ha was obtained with

mineral fertilisation, followed by plots inoculated with *Glomus sp.* (3.00 ± 0.05 and 2.62 ± 0.15 t/ha), plots treated with MYCOTRI (2.44 ± 0.15 and 1.90 ± 0.14 t/ha) and the control (1.73 ± 0.19 t/ha).

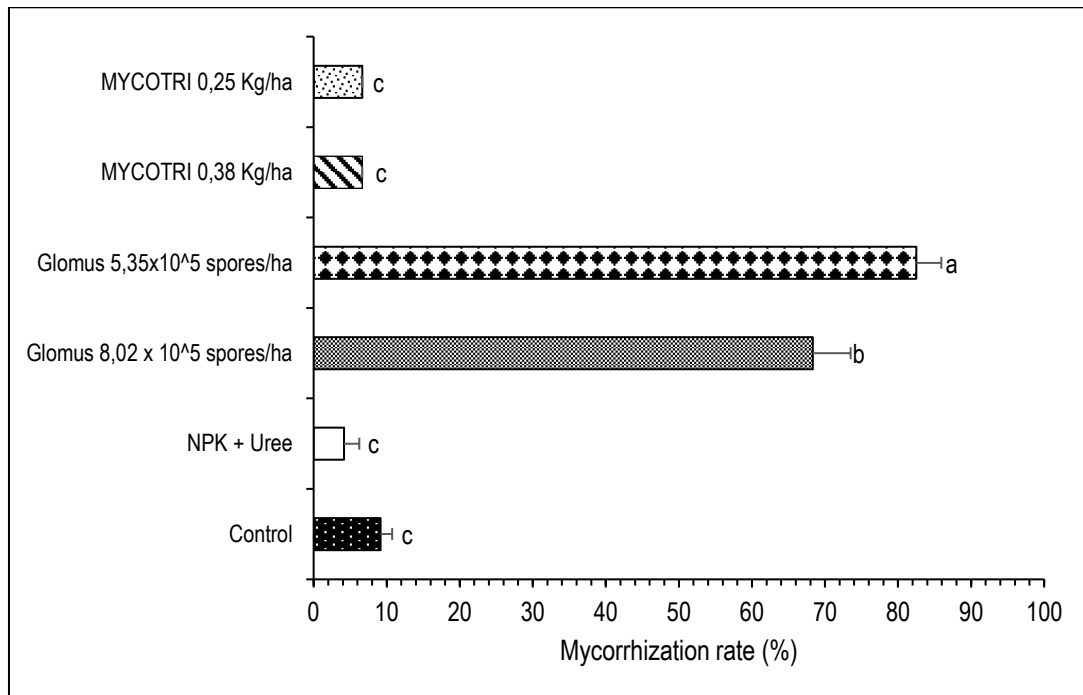


Fig. 4. Average mycorrhization rate of plants. Means of treatments with error bars affected by different letters are statistically different at the 5% threshold following the same day after sowing

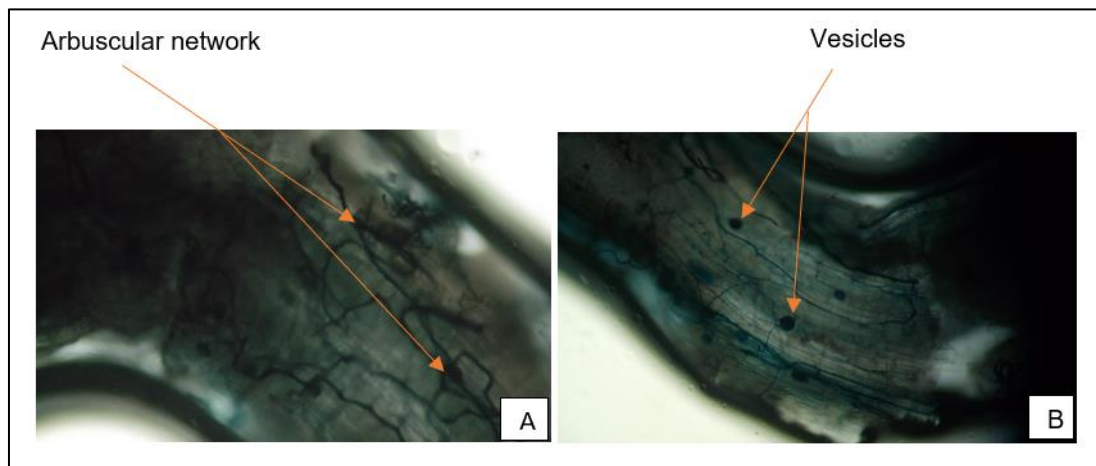


Fig. 5. Mycorrhizal status of maize

Table 1. Effect of treatments on maize productivity parameters

Treatments	Ear size (cm)	Ear circumference (cm)	Yield (t/ha)
Control	9,72±0,90 b	11,22±0,64 a	1,73±0,19 d
NPK + Urée	14,34±0,87 a	13,11±0,82 a	3,86±0,12 a
Glomus_8,02 x 10 ⁵ spores/ha	11,21±0,90 b	12,40±1,47 a	3,00±0,05 b
Glomus_5,35 x 10 ⁵ spores/ha	11,33±0,66 b	11,78±0,52 a	2,62±0,15 cb
MYCOTRI 0,38 kg/ha	9,68±0,55 b	12,02±0,85 a	2,44±0,15 c
MYCOTRI 0,25 kg/ha	10,14±0,75 b	11,23±0,79 a	1,90±0,14 d
F	19,82	2,574	28,95
P	<0,0001	0,0632	<0,0001

Means followed by the same lower case letters in the same column are not significantly different at the 5% threshold.

4. DISCUSSION

The use of arbuscular mycorrhizal fungi in agriculture is an innovative method for coping with abiotic and biotic stress in crops (Bossou et al. 2019, Roger et al. 2013, Selvaraj et al. 2022). The results show that CMAs (*Glomus sp.*) were able to reduce *S. frugiperda* infestations, thus providing an opportunity to integrate mycorrhizal inoculation into integrated armyworm management. Similar work by (Gnamkoulamba et al. 2018a). and (Sokame et al. 2018) highlighted the effect of CMAs on the population dynamics and damage of insect pests. Indeed, (Gnamkoulamba et al. 2018a) showed that biofertilisers did not prevent infestation but mycorrhised rice plants were less attacked by the armyworm. Similarly (Sokame et al. 2018) found that MACs significantly reduced pest damage to *S. macrocarpum* leaves and ensured better crop quality. (Schenck and Kellan 1978) showed that MACs do not directly affect the pest, but rather cause changes in host tissues, in particular the development of cell lignification, which can interfere with the normal consumption of leaves by caterpillars, which prefer tender leaves. Other authors such as (Wardle et al. 2004) and (Bezemer and van Dam 2005) have shown that microorganisms such as MACs contribute to the development of plant resistance and tolerance to insect attack. CMAs colonise plant roots, promoting the exchange of hexose sugars, phosphorus, nitrogen and water resources that are essential for plant resistance and tolerance to insect attack (Smith and Read 2008, Karagiannidis et al. 2002, Akkopru and Demir 2005, Ren et al. 2010). Our study showed that plants fertilised with chemical fertiliser were consumed more by CLA. The CLA preference for these plants can be explained by the high concentrations of nutrients in the tissues of plants fertilised with chemical fertilisers (Elser et al. 2000, Woods et al. 2004). Mineral fertilisation provides the plant with a greater quantity of rapidly accessible nutrients. Our results also show that mycorrhised plants have low levels of damage compared with chemical treatments. MCAs promote the induction of systemic defence responses in host plants, notably through the activation of hormonal signalling pathways (such as those for jasmonic acid and ethylene) involved in insect resistance (Pozo et al. 2010). Studies of (Cameron et al. 2013) show that mycorrhizal inoculation can also improve plant tolerance to biotic and abiotic stresses by increasing nutrient uptake and modifying the composition of root exudates, which influences root colonisation by

insects. CMAs also influence interactions between plants and herbivorous insects by modifying characteristic plant traits (Goverde et al. 2002, Gange et al. 2007, Ohgushi 2005). Furthermore, (Gange and West 1994) concluded in their study that a reduction in mycorrhizal colonisation of plantain led to an increase in insect damage.

Maize grain yield is higher in mycorrhised plots than in absolute controls, which corroborates the results found by (Fagbola et al. 2001, Ananthakrishnan et al. 2004, Tchabi et al. 2008, Ibiremo et al. 2012, Saïdou et al. 2012, Proborini et al. 2013, Johnson et al. 2013, Aguegue et al. 2016, and Haro et al. 2020). The supply of nutrients to the plant therefore enables it to express itself better in terms of productivity, as concluded by (Ndonda 2018) on cassava and (Gnamkoulamba et al. 2018b) on rice. As MYCOTRI main function is to protect plants against telluric attacks, its fertiliser function seemed less important depending on the agronomic parameters. Nevertheless, its ability to accelerate the decomposition of organic matter and strengthen root development (according to the CRPCC/CHAMPIMIX designer, AGIDE-TOGO), would have resulted in better yields than the absolute controls.

5. CONCLUSION

This study demonstrated the bioprotective potential of *Glomus sp.* and MYCOTRI against the armyworm, the main maize pest in Togo. The results of this study showed that CMAs and MYCOTRI significantly reduced attacks by armyworms on maize plants. In view of the results, CMAs and MYCOTRI appear to be a reliable alternative to synthetic chemical pesticides for sustainable, environmentally-friendly production. Further work is needed, however, to assess the effect of combining CMAs and chemical fertilisers, and to investigate the presence of indigenous CMAs in the context of sustainable management of the armyworm in different agro-ecological zones of Togo.

DISCLAIMER (ARTIFICIAL INTELLIGENCE)

Author(s) hereby declare that NO generative AI technologies such as Large Language Models (ChatGPT, COPILOT, etc.) and text-to-image generators have been used during the writing or editing of this manuscript.

ACKNOWLEDGEMENTS

We would like to express our sincere thanks to the FAO national office in Togo and the Agricultural and Applied Biological Sciences Laboratory of the University of Kara for their financial support and for providing the ideal framework for this work.

COMPETING INTERESTS

Authors have declared that no competing interests exist.

REFERENCES

- Abrahams, P., Beale, T., Cock, M., Corniani, N., Day, R., Godwin, J., Murphy, S., Richards, G., & Vos, J. (2017). Fall armyworm status: Impacts and control options in Africa: Preliminary evidence note 18. *African Journal of Agricultural Research*, 8, 1790-1798.
<https://doi.org/10.5897/AJAR12.1906>
- Aguegue, M. R., Noumavo, A. P., Dagbenonbakin, G., Agbodjato, N. A., Assogba, A. S., Koda, A. D., de la Noval Pons, B. M., Rivera Espinosa, R., Adjanohoun, A., & Baba-Moussa, L. (2016). Evaluation of the effects of arbuscular mycorrhizal fungi on the growth and grain yield of maize (*Zea mays* L.) grown on ferrallitic soil in South Benin. *Document location: 9ème Edition de l'Atelier Scientifique National, MAEP/NRAB/SNRA*, 96. Dépôt légal N° 9046 du 21 novembre 2016, 4ème Trimestre 2016, Bibliothèque Nationale (BN) du Bénin, ISBN: 978-99919-2-608-7.
- Ahmad, M., & Mehmood, R. (2015). Monitoring of resistance to new chemistry insecticides in *Spodoptera litura* (Lepidoptera: Noctuidae) in Pakistan. *Journal of Economic Entomology*, 108(3), 1279-1288.
<https://doi.org/10.1093/jee/fov085>
- Akkopru, A., & Demir, S. (2005). Biological control of *Fusarium* wilt in tomato caused by *Fusarium oxysporum* f.sp. *Lycopersici* by AMF *Glomus intraradices* and some rhizobacteria. *Journal of Phytopathology*, 153, 544-550.
- Ananthakrishnan, G., Ravikumar, R., Girja, S., & Ganapathi, A. (2004). Selection of efficient arbuscular mycorrhizal fungi in the rhizosphere of cashew and their application in the cashew nursery. *Scientia Horticulturae*, 100(1-4), 369-375.
- Bateman, M. L., Day, R. K., Luke, B., Edgington, S., Kuhlmann, U., & Cock, M. J. W. (2018). Assessment of potential biopesticide options for managing fall armyworm (*Spodoptera frugiperda*) in Africa. *Journal of Applied Entomology*, 142(9), 805-819.
<https://doi.org/10.1111/jen.12565>
- Bernardes, M. F. F., Pazin, M., Pereira, L. C., & Dorta, D. J. (2015). Impact of pesticides on environmental and human health. In A. C. Andreazza & G. Scola (Eds.), *Toxicology studies – Cells, drugs and environment* (pp. 1-25). InTech.
<https://doi.org/10.5772/59710>
- Bernardes, M. F. F., Pazin, M., Pereira, L. C., & Dorta, D. J. (2015). Impact of pesticides on environmental and human health. In A. C. Andreazza & G. Scola (Eds.), *Toxicology studies – Cells, drugs, and environment* (pp. 1-25). InTech.
<https://doi.org/10.5772/59710>
- Bezemer, T. M., & van Dam, N. M. (2005). Linking aboveground and belowground interactions via induced plant defenses. *Trends in Ecology and Evolution*, 20, 617-624.
- Bossou, L. D. R., Houngnandan, H. B., Adandonon, A., Zoundji, C., & Houngnandan, P. (2019). Diversité des champignons mycorrhiziens arbusculaires associés à la culture du maïs (*Zea mays* L.) au Bénin. *International Journal of Biological and Chemical Sciences*, 13(2), 597-609.
- Brundrett, M. C., & Ashwath, N. (2013). Glomeromycotan mycorrhizal fungi from tropical Australia III. Measuring diversity in natural and disturbed habitats. *Plant and Soil*, 370, 419-433.
- CABI. (2017). *How to manage the autumn armyworm Spodoptera frugiperda*. CABI.
- Cameron, D. D., Neal, A. L., van Wees, S. C. M., & Ton, J. (2013). Mycorrhiza-induced resistance: More than the sum of its parts? *Trends in Plant Science*, 18(10), 539-545.
- Carvalho, R. A., Omoto, C., Field, L. M., Williamson, M. S., & Bass, C. (2013). Investigating the molecular mechanisms of organophosphate and pyrethroid resistance in the fall armyworm *Spodoptera frugiperda*. *PLOS ONE*, 8(6), e62268.
<https://doi.org/10.1371/journal.pone.0062268>
- Davis, F. M., Williams, W. P., & Wiseman, B. R. (1989). Methods used to screen maize and to determine mechanisms of resistance to

- the southwestern corn borer and fall armyworm. *Journal of Economic Entomology*, 82, 101-108.
- Djima, K., Agboka, K., Adanka, K. D., Osaе, M., & Tounou, A. K. (2020). Maize infestation of fall armyworm (*Lepidoptera: Noctuidae*) within agro-ecological zones of Togo and Ghana in West Africa 3 years after its invasion. *Environmental Entomology*, 20, 1-6.
- Elser, J. J., Sterner, R. W., Gorokhova, E., Fagan, W. F., Markow, T. A., Cotner, J. B., Harrison, J. F., Hobbie, S. E., Odell, G. M., & Weider, L. J. (2000). Biological stoichiometry from genes to ecosystems. *Ecology Letters*, 3, 540-550.
- Fagbola, O., Osonubi, O., Mulongoy, K., & Odunfa, S. A. (2001). Effects of drought stress and arbuscular mycorrhiza on the growth of *Gliricidia sepium* (Jacq) Walp and *Leucaena leucocephala* (Lam) de Wit in simulated eroded soil conditions. *Mycorrhiza*, 11, 215-223.
- Food and Agriculture Organization (FAO). (2018). *Briefing note on FAO actions on fall armyworm*. Retrieved from <http://www.fao.org/3/BS183E/bs183e.pdf>
- Gange, A. C., & West, H. M. (1994). Interactions between arbuscular mycorrhizal fungi and foliar-feeding insects in *Plantago lanceolata* L. *New Phytologist*, 128(1), 79-87.
- Gange, A. C., Gange, E. G., Sparks, T. H., & Boddy, L. (2007). Rapid and recent changes in fungal fruiting patterns. *Science*, 316(5821), 71-71.
- Gianessi, P. L. (2014). Importance of pesticides for growing rice in South and Southeast Asia: International pesticide benefit case study (pp. 1-108).
- Giovannetti, M., & Mosse, B. (1980). An evaluation of techniques for measuring vesicular arbuscular mycorrhizal infection in roots. *New Phytologist*, 84(3), 489-500.
- Gnamkoulamba, A., Tounou, A. K., Tchao, M., Tchabi, A., Adjevi, A. K. M., & Batawila, K. (2018). Evaluation of the bioprotective potential of arbuscular mycorrhizal fungi against plant-parasitic nematodes and insect pests of rice in Togo. *Journal de la Recherche Scientifique de l'Université de Lomé*, 20, 95.
- Gnamkoulamba, A., Tounou, A. K., Tchao, M., Tchabi, A., Adjevi, A. K. M., & Batawila, K. (2018). Field evaluation of growth potential and production of rice (*Oryza sativa* L.) variety IR841 inoculated in nursery with four strains of arbuscular mycorrhizal fungi. *European Scientific Journal*, 14, 452-481.
- Goergen, G., Kumar, P. L., Sankung, S. B., Togola, A., & Tamò, M. (2016). First report of outbreaks of the fall armyworm *Spodoptera frugiperda* (J.E. Smith) (Lepidoptera: Noctuidae), a new alien invasive pest in West and Central Africa. *PLOS ONE*, 11(10), e0165632. <https://doi.org/10.1371/journal.pone.0165632>
- Goverde, M., van der Heijden, M. G. A., Wiemken, A., Sanders, I. R., & Erhardt, A. (2002). Arbuscular mycorrhizal fungi influence life history traits of a lepidopteran herbivore. *Oecologia*, 125, 362-369.
- Gutiérrez-Moreno, R., Mota-Sánchez, D., Blanco, C. A., Whalon, M. E., Terán-Santofimio, H., Rodríguez-Maciel, J. C., & DiFonzo, C. (2018). Field-evolved resistance of the fall armyworm (Lepidoptera: Noctuidae) to synthetic insecticides in Puerto Rico and Mexico. *Journal of Economic Entomology*. <https://doi.org/10.1093/jee/toy372>
- Haro, H., Semde, K., Bahadio, K., & Sanon, K. B. (2020). Effect of mycorrhizal inoculation with strains of arbuscular mycorrhizal fungi on the growth of *Mucuna pruriens* (L.) DC under controlled condition. *International Journal of Biological and Chemical Sciences*, 14(3), 1065-1073. <https://doi.org/10.4314/ijbcs.v14i3.32>
- Ibiremo, O. S., Ogunlade, M. O., Oyetundji, O. J., & Adewale, B. D. (2012). Dry matter yield and nutrient uptake of cashew seedlings as influenced by arbuscular mycorrhizal inoculation, organic and inorganic fertilizers in two soils in Nigeria. *Journal of Agricultural and Biological Science*, 7(3), 196-205.
- Johnson, J. M., Hounghanandan, P., Kane, A., Sanon, K. B., & Neyra, M. (2013). Diversity patterns of indigenous arbuscular mycorrhizal fungi associated with rhizosphere of cowpea (*Vigna unguiculata* L. Walp.) in Benin, West Africa. *Pedobiologia*, 56, 121-128.
- Karagiannidis, N., Bletsos, F., & Stavropoulos, N. (2002). Effect of *Verticillium* wilt (*Verticillium dahliae* Kleb.) and mycorrhiza (*Glomus mosseae*) on root colonization, growth, and nutrient uptake in tomato and eggplant seedlings. *Scientia Horticulturae*, 94, 145-156.
- Kibria, G. (2016). Pesticides and its impact on environment, biodiversity and human health: A short review. *ResearchGate*.

- <https://doi.org/10.13140/RG.2.1.4487.4965/1>
- Kombieni, E., Tchabi, A., Famah Sourassou, N., Nadio, N. A., Djiwa, O., Banito, A., Tounou, A. K., & Sanda, K. (2023). Insecticidal activity of *Ricinus communis* L. seed extract against *Spodoptera frugiperda* J.E. Smith under laboratory and field conditions. *International Journal of Biological and Chemical Sciences*, 17(3), 760-772.
<https://doi.org/10.4314/ijbcs.v17i3.2>
- Kpemoua, H., Famah Sourassou, N., Djiwa, O., Solitoke, D. H., & Tchabi, A. (2021). Assessment of the damage of the fall armyworm *Spodoptera frugiperda*, J.E. Smith (1797) (Lepidoptera: Noctuidae) on three varieties of maize in agroecological zones I and II of Togo. *International Journal of Veterinary Science and Agriculture Research*, 3(4), 51-58.
- Nagoshi, R. N., Goergen, G., Tounou, A. K., Agboka, K., Koffi, D., & Meagher, R. L. (2018). Analysis of strain distribution, migratory potential, and invasion history of fall armyworm populations in northern Sub-Saharan Africa. *Scientific Reports*, 8(1), 3710. <https://doi.org/10.1038/s41598-018-21954-1>
- Ndonda, A. (2018). Agronomic evaluations of local mycorrhizal fungi on cassava (*Manihot esculenta* Crantz) productivity in degraded grassy fallow soils in Kisangani, R.D. Congo. *Agronomy, University of Kisangani*. (French)
- Oehl, F., Sieverding, E., Ineichen, K., Mäder, P., Boller, T., & Wiemken, A. (2003). Impact of land use intensity on the species diversity of arbuscular mycorrhizal fungi in agroecosystems of Central Europe. *Applied and Environmental Microbiology*, 69(5), 2816-2824.
- Ohgushi, T. (2005). Indirect interaction webs: Herbivore-induced effects through trait change in plants. *Annual Review of Ecology, Evolution, and Systematics*, 36(1), 81-105.
- Öpik, M., Moora, M., Liira, J., & Zobel, M. (2006). Composition of root-colonizing arbuscular mycorrhizal fungal communities in different ecosystems around the globe. *Journal of Ecology*, 94(5), 778-790.
- Pozo, M. J., Jung, S. C., López-Raez, J. A., & Azcón-Aguilar, C. (2010). Impact of arbuscular mycorrhizal symbiosis on plant response to biotic stress: The role of plant defense mechanisms. In H. Koltai & Y. Kapulnik (Eds.), *Arbuscular mycorrhizas: Physiology and function* (pp. 193-207). Springer Netherlands.
- Prasanna, B. M., Huesing, J. E., Eddy, R., & Peschke, V. M. (2018). *Fall armyworm in Africa: A guide to integrated pest management* (1st ed.). CIMMYT.
- Prasanna, B. M., Huesing, J. E., Peschke, V. M., & Eddy, R. (Eds.). (2021). *Fall armyworm in Asia: A guide for integrated pest management*. CIMMYT.
- Proborini, M. W., Sudana, M., Suarna, W., & Ristiati, N. P. (2013). Indigenous vesicular arbuscular mycorrhizal (VAM) fungi in cashew nut (*Anacardium occidentale*) plantation of North-East-Bali Island, Indonesia. *Journal of Biology Agriculture and Healthcare*, 3(3), 114-121.
- Ren, L., Lou, Y., Sakamoto, K., Inubushi, K., Amemiya, Y., Shen, Q., & Xu, G. (2010). Effects of arbuscular mycorrhizal colonization on microbial community in rhizosphere soil and Fusarium wilt disease in tomato. *Communications in Soil Science and Plant Analysis*, 41, 1399-1410.
- Roger, A., Colard, A., Angelard, C., & Sanders, I. R. (2013). Relatedness among arbuscular mycorrhizal fungi drives plant growth and intraspecific fungal coexistence. *The ISME Journal*, 7(11), 2137-2146.
- Roubos, C. R., Rodriguez-Saona, C., & Isaacs, R. (2014). Mitigating the effects of insecticides on arthropod biological control at field and landscape scales. *Biological Control*, 75, 28-38.
<https://doi.org/10.1016/j.biocontrol.2014.01.006>
- Saïdou, A., Eteka, A. C., Amadji, G. L., Hougni, D.-G. J. M., & Kossou, D. (2012). Dynamics of endomycorrhizal fungi in cassava fallows on tropical ferruginous soils in Central Benin. *Annales des Sciences Agronomiques*, 16(2), 215-228.
- Schenck, N. C., & Kellan, M. K. (1978). The influence of vesicular-arbuscular mycorrhizae on disease development (Technical Bulletin No. 789). University of Florida.
- Selvaraj, A., & Thangavel, K. (2022). Effect of *Glomus intraradices* spore abundance of the inoculum on percent mycorrhizal colonization and growth of *Vigna mungo* (L.) Hepper. *Plant Science Today*, 9(4), 829-836.
- Smith, S. E., & Read, D. J. (2008). Mineral nutrition, toxic element accumulation, and

- water relations of arbuscular mycorrhizal plants. In S. E. Smith & D. J. Read (Eds.), *Mycorrhizal symbiosis* (pp. 145-181). Academic Press.
- Sokame, B. M., Tchabi, A., Tounou, A. K., Agboka, K., & Penoukou, E. (2018). Effect of arbuscular mycorrhizal fungi on foliar feeding insect diversity and dynamics and on leaf damage incidence of *Solanum macrocarpum* L. in Togo. *J. Biol. Sci*, 26, 25-34.
- Tang, S., Tang, G., & Cheke, R. A. (2010). Optimum timing for integrated pest management: Modelling rates of pesticide application and natural enemy releases. *Journal of Theoretical Biology*, 264(3), 623-638. <https://doi.org/10.1016/j.jtbi.2010.02.034>
- Tchabi, A., Coyne, D., Hountondji, F., Lawouin, L., Wiemken, A., & Oehl, F. (2008). Arbuscular mycorrhizal fungal communities in sub-Saharan savannas of Benin, West Africa, as affected by agricultural land use intensity and ecological zone. *Mycorrhiza*, 18, 181-195.
- Tcha-Moussa, A., Kpemoua, H., Agboka, K., & Tchabi, A. (2022). Effects of mineral fertilization of maize on the infestation and damage of *Spodoptera frugiperda* J.E. Smith, 1797 (Lepidoptera: Noctuidae) in the Kara region of northern Togo. *International Journal of Recent Advances in Multidisciplinary Research*, 9(9), 7945-7948.
- Tchao, M., Tchabi, A., Agboka, K., Tchegueni, M., Gnamkoulamba, A., Kombieni, E., Adjevi, K. A. M., Tounou, A. K., & Sanda, K. (2023). Evaluation of the seasonal fluctuations of the armyworm, *Spodoptera frugiperda* (J.E. Smith, 1797) (Lepidoptera: Noctuidae), and its natural enemies in maize crops in Togo. *Journal of Applied Biosciences*, 184, 19259-19276. <https://doi.org/10.35759/JABs.183.3>
- Tong, H., Su, Q., Zhou, X., & Ba, L. (2013). Field resistance of *Spodoptera litura* (Lepidoptera: Noctuidae) to organophosphates, pyrethroids, carbamates, and four newer chemistry insecticides in Hunan, China. *Journal of Pest Science*, 86(4), 599-609. <https://doi.org/10.1007/s10340-013-0505-y>
- Wardle, D. A., Bardgett, R. D., Klironomos, J. N., Setälä, H., Van der Putten, W., & Wall, D. H. (2004). Ecological linkages between aboveground and belowground biota. *Environmental Science*, 304, 1629-1633.
- Woods, H. A., Fagan, W. F., Elser, J. J., & Harrison, J. F. (2004). Allometric and phylogenetic variation in insect phosphorus content. *Functional Ecology*, 18, 103-109.

Disclaimer/Publisher's Note: The statements, opinions and data contained in all publications are solely those of the individual author(s) and contributor(s) and not of the publisher and/or the editor(s). This publisher and/or the editor(s) disclaim responsibility for any injury to people or property resulting from any ideas, methods, instructions or products referred to in the content.

© Copyright (2024): Author(s). The licensee is the journal publisher. This is an Open Access article distributed under the terms of the Creative Commons Attribution License (<http://creativecommons.org/licenses/by/4.0>), which permits unrestricted use, distribution, and reproduction in any medium, provided the original work is properly cited.

Peer-review history:

The peer review history for this paper can be accessed here:

<https://www.sdiarticle5.com/review-history/126281>