



# Effects of Organic and Inorganic Fertilizers on Soil Properties, Nutrient Dynamics, and Maize Yield (*Zea mays* L.)

Hemlata Ahirwar <sup>a++\*</sup>, P. S. Kulhare <sup>b#</sup>, G. S. Tagore <sup>ct</sup>,  
Shailendra Sagar Prajapati <sup>d‡</sup> and Vivek Singh <sup>e^</sup>

<sup>a</sup> Department of Soil Science, Zonal Agriculture Research Station, Chhindwara, (M. P.), India.

<sup>b</sup> Department of Soil Science & Agricultural Chemistry, College of Agriculture, JNKVV, Jabalpur, (M. P.), India.

<sup>c</sup> AICRP on Maize, Zonal Agriculture Research Station, Chhindwara, (M. P.), India.

<sup>d</sup> Department of Plant Breeding & Genetics, College of Agriculture, JNKVV, Jabalpur, (M. P.), India.

<sup>e</sup> Borlaug Institute for South Asia, Jabalpur, (M. P.), India.

## Authors' contributions

This work was carried out in collaboration among all authors. All authors read and approved the final manuscript.

## Article Information

DOI: <https://doi.org/10.9734/ijpss/2025/v37i15280>

### Open Peer Review History:

This journal follows the Advanced Open Peer Review policy. Identity of the Reviewers, Editor(s) and additional Reviewers, peer review comments, different versions of the manuscript, comments of the editors, etc are available here: <https://www.sdiarticle5.com/review-history/128297>

Original Research Article

Received: 01/11/2024

Accepted: 03/01/2025

Published: 27/01/2025

<sup>++</sup> Assistant Professor;

<sup>#</sup> Professor and Head;

<sup>†</sup> Senior Scientist;

<sup>‡</sup> Guest Faculty;

<sup>^</sup> Consultant;

\*Corresponding author: E-mail: [shailus018@gmail.com](mailto:shailus018@gmail.com);

**Cite as:** Ahirwar, Hemlata, P. S. Kulhare, G. S. Tagore, Shailendra Sagar Prajapati, and Vivek Singh. 2025. "Effects of Organic and Inorganic Fertilizers on Soil Properties, Nutrient Dynamics, and Maize Yield (*Zea Mays* L.)". *International Journal of Plant & Soil Science* 37 (1):384-92. <https://doi.org/10.9734/ijpss/2025/v37i15280>.

## ABSTRACT

A field experiment was carried out during the *winter* seasons of 2021-22 and 2022-23 at the Zonal Agriculture Research Station at Chhindwara. The objective of the experiment was to investigate the impact of various organic and inorganic fertilizers on the nutrient content (N, P, K & Zn), uptake and yield of maize. The experiment was structured using a randomized block design, incorporating ten treatments and three replications. The treatments were, T<sub>1</sub> - Control (0:0:0), T<sub>2</sub> - 100% RDF (120:60:40 kg NPK ha<sup>-1</sup>), T<sub>3</sub> - 75% RDF, T<sub>4</sub> - 50 % RDF, T<sub>5</sub> - FYM 10 t ha<sup>-1</sup> + Azotobacter, T<sub>6</sub> - 100 % RDF + 5 t ha<sup>-1</sup> FYM, T<sub>7</sub> - 75 % RDF + 5 t ha<sup>-1</sup> FYM, T<sub>8</sub> - 50 % RDF + 5 t ha<sup>-1</sup> FYM, T<sub>9</sub> - 100 % RDF + 5 kg Zn ha<sup>-1</sup> and T<sub>10</sub> - FYM 5 t ha<sup>-1</sup> (State practice). The result revealed that the application of 100 % RDF + 5 t ha<sup>-1</sup> FYM (T<sub>6</sub>) recorded higher values of soil chemical properties viz., pH (7.167), EC (0.329), OC (0.350), available nitrogen (340.50), phosphorus (15.92) and potassium (320.26), nitrogen content in grain (1.638) and stover (0.482), phosphorus content in grain (0.407) and stover (0.040), potassium content in grain (0.554) and stover (1.636), nitrogen uptake (196.347), phosphorus uptake (36.107), potassium uptake (275.869), Zn content in grain (30.460 ppm) and stover (21.242 ppm), grain yield (7957.53 kg ha<sup>-1</sup>) and stover yield (14473.65 kg ha<sup>-1</sup>).

**Keywords:** Maize, organic fertilizers; growth; yield; parameters.

## 1. INTRODUCTION

The latter part of the 20<sup>th</sup> century has witnessed sustained increases in global maize output, establishing maize (*Zea mays* L.) as the predominant crop worldwide in terms of production during the past decade. Maize has a significant chance to augment the national food supply because of high yield potential and flexibility. In India, maize is the third most significant cereal crop after rice and wheat as well in the world (Amanullah et al., 2007 and Dilshad et al., 2010). Maize supplies food, feed, fodder and acts as a source of fundamental raw material for the number of industrial goods viz., starch, protein, oil, alcoholic drinks, food sweeteners, cosmetics, more recently as bio-fuel, etc. No other cereal is being used in as many ways as maize. Maize grain has enhanced nutritious value as it comprises around 72% starch, 10% protein, 4.8% oil, 5.8% fiber and 3% sugar (Rafiq et al., 2010). In India, the maize is utilised as human food (23%), poultry feed (51%), animal feed (12%), industrial (starch) goods (12%), beverages and seed (1%). It comprises 9.48 percent of total cereal output (rice, wheat, maize, bajra and jowar) (Agricultural Statistics, 2012). In India, it spans an area of 9.86 m ha with output of 32.42 million tonnes and productivity status of 3288.03 kg ha<sup>-1</sup> providing about 10.46 per cent in the national food basket (Department of Agriculture and Farmers Welfare, 2<sup>nd</sup> Advance projection 2021-22). In Madhya Pradesh, it is cultivated in an area of 1537.09 thousand ha with an average production of 4489.58 thousand tonnes and productivity of 2.92 tonnes/ha (Madhya Pradesh Economic Survey, 2020-21). It is mostly farmed as *kharif*

crop in Chhindwara, Seoni, Betul, Barwani and Dhar districts of Madhya Pradesh. Maize is an exhausting crop demands all sorts of macro and micro nutrients for optimal development and production potential (Krishna & Chhabra, 2023). Therefore, it needs fertile soil to express its production potential. The organic and inorganic refers "a system which aim to improve and maintain soil fertility for sustaining crop productivity and involves the use of chemical fertilizers in conjunction with organic manures which are rich input through biological process". In combination of organic sources, i.e. farmyard manure (FYM) and bio-fertilizers such as Azotobacter together with chemical fertilizers, efficient in boosting the nutrient availability in soil, improving physical qualities of soil and its organic carbon status (Ahmad et al., 2013; Dilshad et al., 2010). In this quest adequate mix of organic and inorganic fertilizer is vital not only for improving output but also for keeping soil health (Khan & Wani, 2017). Boosting output, decreasing production cost and enhancing soil health are three inter-linked components of the sustainable triangle. The combined use of chemical and organic fertilizer on production and yield components of maize is highly critical for assurance of food security (Sindhi et al., 2018 and Singh et al., 2011). For sustainable crop production and sustaining soil quality, input of organic manure is of vital importance and should be recommended in the nutrient management of intensive cropping system for enhancing soil fertility and biological characteristics of soils (Khan & Wani, 2017; Dharaiya et al., 2018). The present study evaluates the impact of various organic and inorganic fertilizers on the yield

performance of maize with nutrients content and their uptake.

## 2. MATERIALS AND METHODS

A study titled “Impact of Different Organic and Inorganic Fertilizers On chemical properties, nutrient content, uptake and yield of Maize (*Zea mays* L.)” was conducted during the winter season of 2021-22 and 2022-23 at the Zonal Agriculture Research Station, Chhindwara. To evaluate the impact of various organic and inorganic fertilizers on the yield performance of maize with nutrients content and their uptake. The experiment was designed using a randomized block layout, consisting of ten treatments and three replications. The treatments were, T<sub>1</sub> - Control (0:0:0), T<sub>2</sub> - 100% RDF (120:60:40 kg NPK ha<sup>-1</sup>), T<sub>3</sub> - 75% RDF, T<sub>4</sub> - 50 % RDF, T<sub>5</sub> - FYM 10 t ha<sup>-1</sup> + Azotobacter, T<sub>6</sub> - 100 % RDF + 5 t ha<sup>-1</sup> FYM, T<sub>7</sub> - 75 % RDF + 5 t ha<sup>-1</sup> FYM, T<sub>8</sub> - 50 % RDF + 5 t ha<sup>-1</sup> FYM, T<sub>9</sub> - 100 % RDF + 5 kg Zn ha<sup>-1</sup>, T<sub>10</sub> - FYM 5 t ha<sup>-1</sup> (State practice). In addition to grain and straw yield, chemical properties were also recorded. The key results of the study have been documented and analysed in the following sections. The data statistics were done by using multivariate statistical tools.

## 3. RESULTS AND DISCUSSION

The nutrient composition of maize grains and stover, including nitrogen (N), phosphorus (P), potassium (K), and zinc (Zn), varied significantly across treatments. For nitrogen content in grain, the highest percentage (1.638%) was recorded in T<sub>6</sub> (100% RDF + 5 t/ha FYM), which was statistically at par with T<sub>9</sub> (100% RDF + 5 kg Zn/ha, 1.628%) and T<sub>7</sub> (75% RDF + 5 t/ha FYM, 1.552%). The lowest nitrogen content (1.243%) was observed in T<sub>1</sub> (Control). Regarding phosphorus content in grain, T<sub>6</sub> (100% RDF + 5 t/ha FYM) achieved the highest value (0.407%), statistically at par with T<sub>9</sub> (100% RDF + 5 kg Zn/ha, 0.383%) and T<sub>7</sub> (75% RDF + 5 t/ha FYM, 0.356%), while T<sub>1</sub> (Control) recorded the lowest phosphorus content (0.215%). For potassium content in grain, the maximum value (0.554%) was noted in T<sub>6</sub> (100% RDF + 5 t/ha FYM), statistically at par with T<sub>9</sub> (100% RDF + 5 kg Zn/ha, 0.532%) and T<sub>7</sub> (75% RDF + 5 t/ha FYM, 0.482%), whereas T<sub>1</sub> (Control) had the lowest potassium content (0.325%). In terms of Zinc content in grain, the highest value (30.46 ppm) was observed in T<sub>6</sub> (100% RDF + 5 t/ha FYM), which was statistically at par with T<sub>9</sub> (100% RDF

+ 5 kg Zn/ha, 27.51 ppm) and T<sub>7</sub> (75% RDF + 5 t/ha FYM, 26.36 ppm). The lowest zinc content in grain (18.023 ppm) was recorded in T<sub>1</sub> (Control). Similarly, for zinc content in stover, T<sub>6</sub> (100% RDF + 5 t/ha FYM) again showed the highest concentration (21.242 ppm), which was statistically at par with T<sub>9</sub> (100% RDF + 5 kg Zn/ha, 20.938 ppm) and T<sub>7</sub> (75% RDF + 5 t/ha FYM, 19.185 ppm). The lowest zinc content in stover (10.23 ppm) was observed in T<sub>1</sub> (Control). Overall, T<sub>6</sub> (100% RDF + 5 t/ha FYM) consistently demonstrated the highest values across all parameters, highlighting the synergistic effect of combining inorganic and organic fertilizers. The control treatment (T<sub>1</sub>) consistently recorded the lowest nutrient levels in both grain and stover, emphasizing the importance of balanced and integrated nutrient management for enhancing maize quality and nutrient uptake. Similar results were reported by Similar result reported by Bisht et al., (2013), Ravi et al. (2013), Mahmood et al. (2017), Dharaiya et al. (2018) and Prajapati et al. (2022).

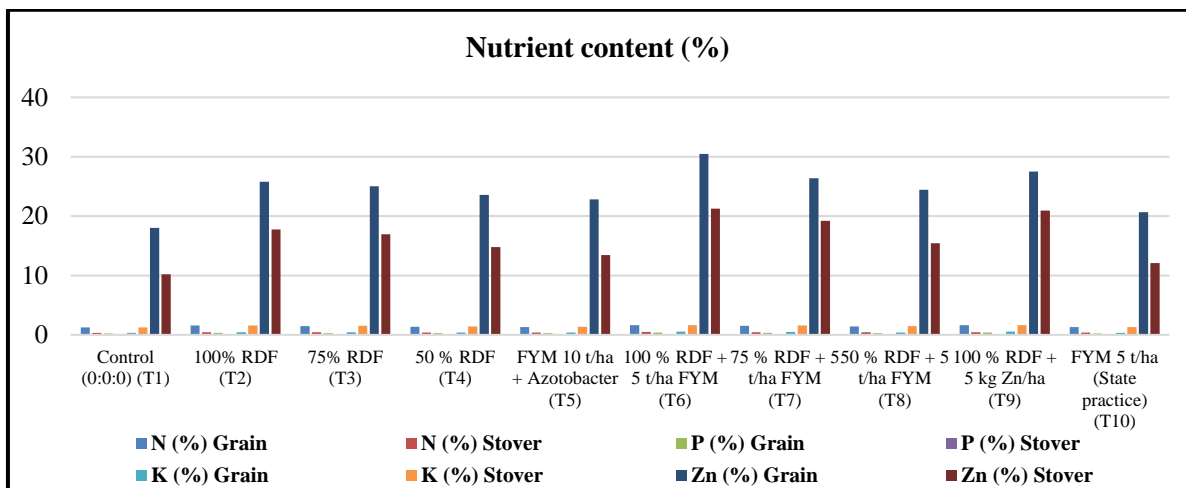
The nutrient uptake (N, P, and K) by maize plants varied significantly across treatments. For nitrogen (N) uptake, the highest value (196.347 kg/ha) was recorded in T<sub>6</sub> (100% RDF + 5 t/ha FYM), which was statistically at par with T<sub>9</sub> (100% RDF + 5 kg Zn/ha, 186.290) and T<sub>7</sub> (75% RDF + 5 t/ha FYM, 166.387). The lowest N uptake (103.154 kg/ha) was observed in T<sub>1</sub> (Control). In terms of phosphorus (P) uptake, the maximum value (36.107 kg/ha) was observed in T<sub>6</sub> (100% RDF + 5 t/ha FYM), which was statistically at par with T<sub>9</sub> (100% RDF + 5 kg Zn/ha, 36.038 kg/ha) and T<sub>7</sub> (75 % RDF + 5 t/ha FYM, 29.902 kg/ha). The lowest phosphorus uptake (14.345 kg/ha) was recorded in T<sub>1</sub> (Control). Similarly, for potassium (K) uptake, the highest uptake (275.869 kg/ha) was observed in T<sub>6</sub> (100% RDF + 5 t/ha FYM), which was statistically at par with T<sub>9</sub> (100% RDF + 5 kg Zn/ha, 252.580 kg/ha) and T<sub>7</sub> (75 % RDF + 5 t/ha FYM, 29.902 kg/ha). The lowest potassium uptake (144.268 kg/ha) was recorded in T<sub>1</sub> (Control). Among the treatments, T<sub>9</sub> (100% RDF + 5 kg Zn/ha) and T<sub>6</sub> (100% RDF + 5 t/ha FYM) consistently recorded the highest uptake values for all nutrients, highlighting their effectiveness in enhancing nutrient use efficiency. On the other hand, the control (T<sub>1</sub>) showed the lowest uptake values for N, P, and K, demonstrating the necessity of nutrient supplementation to achieve optimal nutrient uptake and crop performance. Similar result reported by Similar result reported

**Table 1. Effect of organic and inorganic fertilizers on nutrient content and their uptake by maize crop (Pooled data of 2021-22 and 2022-23)**

Treatments	Nutrient content (%)								Nutrient uptake (kg ha <sup>-1</sup> )			Yield (kg ha <sup>-1</sup> )	
	N (%)		P (%)		K (%)		Zn (%)		N	P	K	Grain Yield	Stover Yield
	Grain	Stover	Grain	Stover	Grain	Stover	Grain	Stover					
<b>Control (0:0:0) (T<sub>1</sub>)</b>	1.243	0.364	0.215	0.028	0.325	1.268	18.023	10.230	103.154	14.345	144.268	5373.98	9997.98
<b>100% RDF (T<sub>2</sub>)</b>	1.569	0.445	0.347	0.037	0.463	1.571	25.789	17.753	173.262	30.397	238.062	7362.23	12979.08
<b>75% RDF (T<sub>3</sub>)</b>	1.476	0.437	0.305	0.034	0.435	1.510	25.003	16.964	146.974	23.724	207.923	6425.04	11913.14
<b>50 % RDF (T<sub>4</sub>)</b>	1.385	0.417	0.280	0.033	0.402	1.394	23.585	14.791	133.398	21.059	185.922	6144.21	11566.92
<b>FYM 10 t/ha + Azotobacter (T<sub>5</sub>)</b>	1.330	0.403	0.267	0.032	0.383	1.353	22.817	13.448	124.835	19.504	175.787	5963.39	11292.10
<b>100 % RDF + 5 t/ha FYM (T<sub>6</sub>)</b>	1.638	0.482	0.407	0.040	0.554	1.636	30.460	21.242	196.347	36.107	275.869	7583.03	12880.52
<b>75 % RDF + 5 t/ha FYM (T<sub>7</sub>)</b>	1.552	0.451	0.356	0.038	0.482	1.578	26.360	19.185	166.387	29.702	234.920	7008.39	12728.96
<b>50 % RDF + 5 t/ha FYM (T<sub>8</sub>)</b>	1.432	0.427	0.292	0.035	0.417	1.448	24.416	15.410	152.955	24.709	211.269	6931.83	12584.19
<b>100 % RDF + 5 kg Zn/ha (T<sub>9</sub>)</b>	1.628	0.461	0.383	0.038	0.532	1.612	27.510	20.938	186.290	36.038	252.580	7947.53	14473.65
<b>FYM 5 t/ha (State practice) (T<sub>10</sub>)</b>	1.287	0.380	0.255	0.030	0.363	1.301	20.67	12.095	111.354	17.414	155.216	5600.88	10372.76
<b>SE (m)</b>	<b>0.043</b>	<b>0.019</b>	<b>0.018</b>	<b>0.002</b>	<b>0.021</b>	<b>0.043</b>	<b>1.315</b>	<b>0.796</b>	<b>14.782</b>	<b>3.355</b>	<b>21.563</b>	<b>765.86</b>	<b>1244.13</b>
<b>CD P= 0.05</b>	<b>0.123</b>	<b>0.055</b>	<b>0.050</b>	<b>0.005</b>	<b>0.062</b>	<b>0.122</b>	<b>3.773</b>	<b>2.282</b>	<b>42.397</b>	<b>9.624</b>	<b>61.845</b>	<b>2196.61</b>	<b>3568.36</b>

**Table 2. Effect of organic and inorganic fertilizers on physio-chemical soil properties (Pooled data of 2021-22 and 2022-23)**

Treatments	pH	EC (dS/m)	OC (%)	Available nutrient (kg ha <sup>-1</sup> )		
				N	P	K
Control (0:0:0) (T <sub>1</sub> )	6.982	0.320	0.346	252.500	6.111	225.802
100% RDF (T <sub>2</sub> )	7.121	0.326	0.380	314.833	12.425	291.752
75% RDF (T <sub>3</sub> )	7.107	0.325	0.382	305.667	10.846	266.150
50 % RDF (T <sub>4</sub> )	7.075	0.323	0.369	280.498	9.205	255.520
FYM 10 t/ha + Azotobacter (T <sub>5</sub> )	7.035	0.322	0.366	273.498	7.998	239.713
100 % RDF + 5 t/ha FYM (T <sub>6</sub> )	7.167	0.329	0.350	340.500	15.917	320.262
75 % RDF + 5 t/ha FYM (T <sub>7</sub> )	7.132	0.327	0.373	320.000	13.435	299.815
50 % RDF + 5 t/ha FYM (T <sub>8</sub> )	7.085	0.323	0.380	295.668	10.212	260.027
100 % RDF + 5 kg Zn/ha (T <sub>9</sub> )	7.177	0.329	0.358	333.500	15.134	315.203
FYM 5 t/ha (State practice) (T <sub>10</sub> )	7.008	0.321	0.350	268.667	7.054	232.785
SE (m)	<b>0.175</b>	<b>0.014</b>	<b>0.020</b>	<b>9.092</b>	<b>0.886</b>	<b>9.244</b>
CD P= 0.05	NS	NS	NS	<b>26.079</b>	<b>2.542</b>	<b>26.513</b>



**Fig. 1. Effect of organic and inorganic fertilizers on nutrient content by maize crop (Pooled data of 2021-22 and 2022-23)**

by Guang-hao et al. (2021) and Zingore et al. (2022).

The soil parameters, including pH, EC (electrical conductivity), and OC (organic carbon), were influenced by different nutrient treatments, but the differences were statistically non-significant at the 5% level of significance (CD, P = 0.05). Despite this, some notable trends were observed. The highest pH value (7.177) was recorded in T<sub>9</sub> (100% RDF + 5 kg Zn/ha), followed by T<sub>6</sub> (100% RDF + 5 t/ha FYM, 7.167), while the lowest pH (6.982) was observed in T<sub>1</sub> (Control). For EC, the highest value (0.329 dS/m) was recorded in T<sub>9</sub> (100% RDF + 5 kg Zn/ha) and T<sub>6</sub> (100% RDF + 5 t/ha FYM), whereas the lowest (0.320 dS/m) was noted in T<sub>1</sub> (Control). Regarding organic carbon, the highest value

(0.382) was observed in T<sub>3</sub> (75% RDF) and T<sub>8</sub> (50% RDF + 5 t/ha FYM), while the lowest value (0.346) was recorded in T<sub>1</sub> (Control). Although the results were not statistically significant, the data suggest that integrated nutrient management practices, especially those involving FYM and a combination of organic and inorganic fertilizers (T<sub>6</sub>: 100% RDF + 5 t/ha FYM, T<sub>9</sub>: 100% RDF + 5 kg Zn/ha, and T<sub>7</sub>: 75% RDF + 5 t/ha FYM), tend to improve soil health parameters such as pH, EC, and OC compared to the control. These trends highlight the potential of nutrient supplementation to enhance soil quality over time. Similar result reported by Sathish et al. (2011), Hargilas, (2012), Ahmad et al. (2013), Bisht et al., (2013), Ravi et al. (2013), Mahmood et al., (2017) and Prajapati et al., (2022).

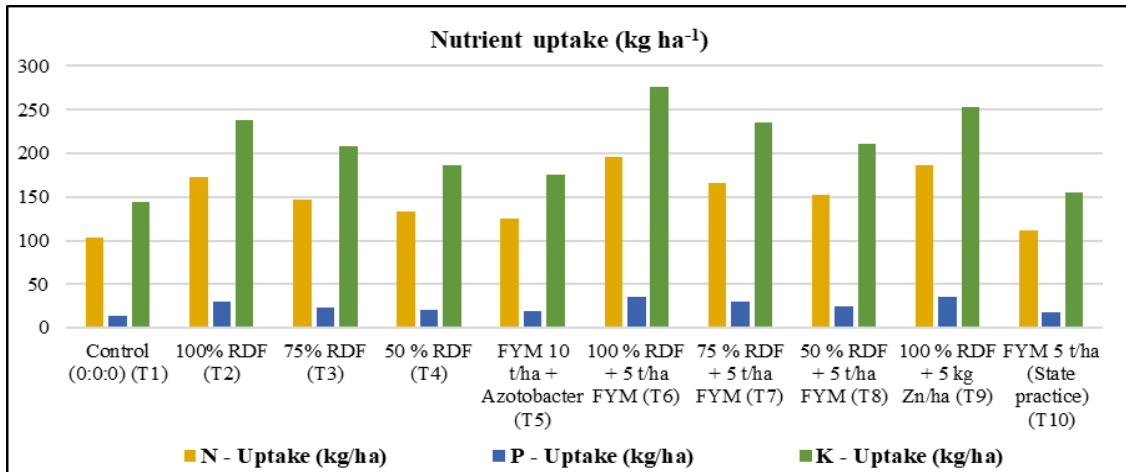


Fig. 2. Effect of organic and inorganic fertilizers on nutrient uptake by maize crop (Pooled data of 2021-22 and 2022-23)

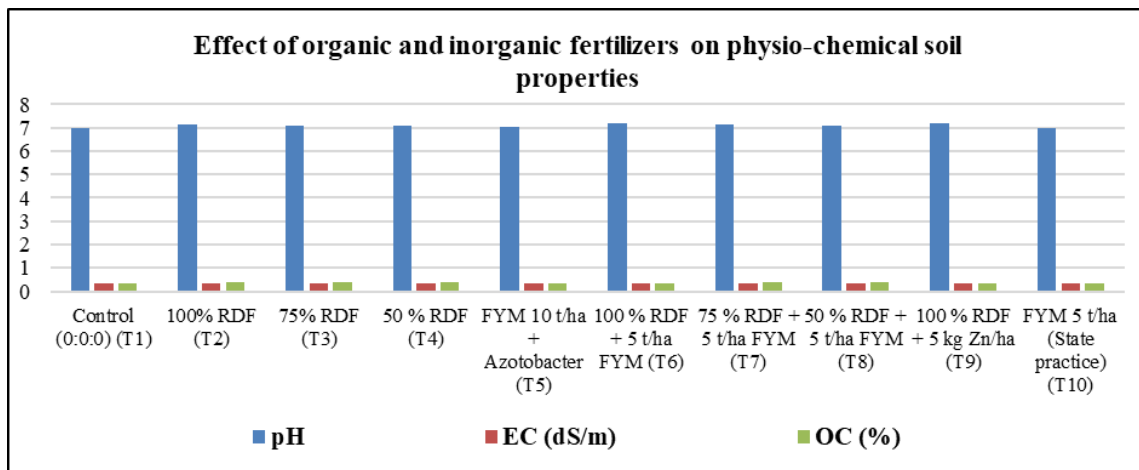
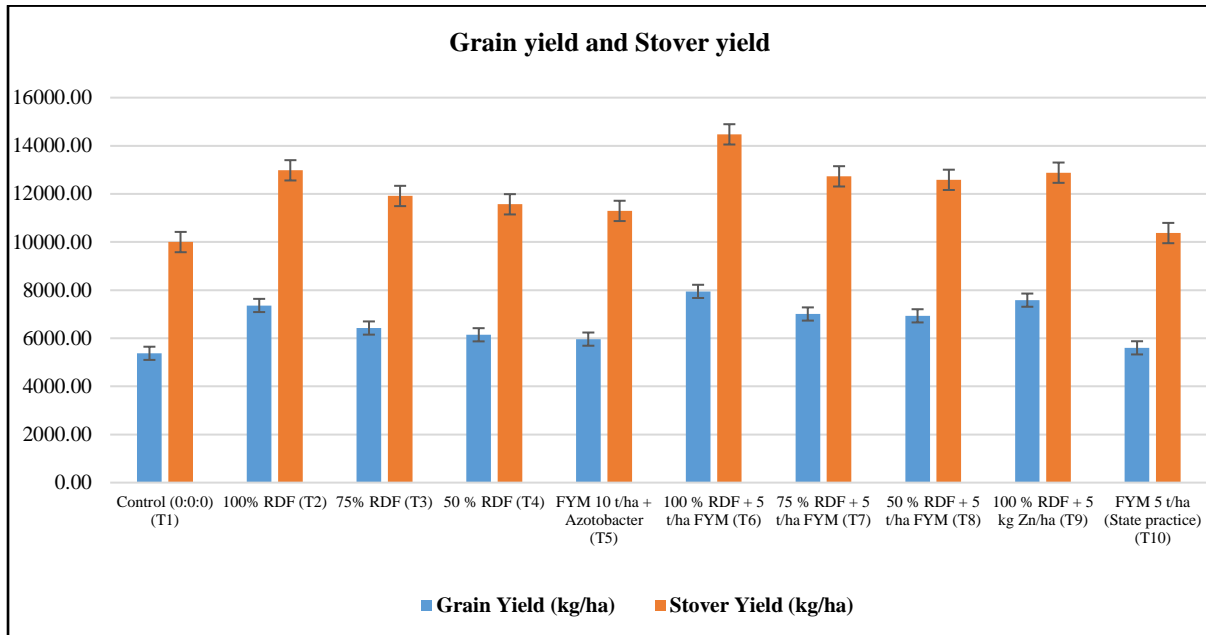


Fig. 3. Effect of organic and inorganic fertilizers on physio-chemical parameters (Pooled data of 2021-22 and 2022-23)

The nutrient content of maize plants, including nitrogen (N), phosphorus (P), and potassium (K), was significantly influenced by different treatments. For Nitrogen content, the highest value (340.5 kg/ha) was observed in T<sub>6</sub> (100% RDF + 5 t/ha FYM), which was statistically at par with T<sub>9</sub> (100% RDF + 5 kg Zn/ha, 333.5 kg/ha) and T<sub>7</sub> (75% RDF + 5 t/ha FYM, 320 kg/ha). The lowest nitrogen content (252.5 kg/ha) was recorded in T<sub>1</sub> (Control). Similarly, for phosphorus content, the highest value (15.917 kg/ha) was recorded in T<sub>6</sub> (100% RDF + 5 t/ha FYM), which was statistically at par with (100% RDF + 5 kg Zn/ha, 15.134 kg/ha) and T<sub>7</sub> (75% RDF + 5 t/ha FYM, 13.435 kg/ha). The lowest phosphorus content (6.111 kg/ha) was again observed in T<sub>1</sub> (Control). In terms of potassium content, the maximum value (320.262 kg/ha) was obtained in T<sub>6</sub> (100% RDF + 5 t/ha FYM), which

was statistically at par with T<sub>9</sub> (100% RDF + 5 kg Zn/ha, 315.203 kg/ha) and T<sub>7</sub> (75% RDF + 5 t/ha FYM, 299.815 kg/ha). The lowest potassium content (225.802 kg/ha) was recorded in T<sub>1</sub> (Control). Overall, T<sub>6</sub> (100% RDF + 5 t/ha FYM) consistently exhibited the highest nutrient content across nitrogen (N), phosphorus (P), and potassium (K), followed closely by T<sub>9</sub> (100% RDF + 5 kg Zn/ha) and T<sub>7</sub> (75% RDF + 5 t/ha FYM), which were statistically similar for all three parameters. The control treatment (T<sub>1</sub>) consistently showed the lowest values, emphasizing the importance of balanced and integrated nutrient management for enhancing nutrient uptake and overall crop productivity. Similar result reported by Bisht et al., (2013), Ravi et al. (2013), Mahmood et al., (2017) and Prajapati et al., (2022).



**Fig. 4. Effect of organic and inorganic fertilizers on grain and stover yield of maize (Pooled data of 2021-22 and 2022-23)**

The grain and stover yields of soybean varied significantly across treatments. The highest grain yield (7947.53 kg/ha) was recorded in T<sub>6</sub> (100% RDF + 5 t/ha FYM), which was statistically at par with T<sub>9</sub> (100% RDF + 5 kg Zn/ha, 7583.03 kg/ha) and T<sub>7</sub> (75% RDF + 5 t/ha FYM, 7008.39 kg/ha), while the lowest grain yield (5373.98 kg/ha) was observed in the control treatment (T<sub>1</sub>). Similarly, for stover yield, the highest value (14,473.65 kg/ha) was obtained in T<sub>6</sub> (100% RDF + 5 t/ha FYM), which was statistically at par with T<sub>9</sub> (100% RDF + 5 kg Zn/ha, 12,880.52 kg/ha) and T<sub>7</sub> (75% RDF + 5 t/ha FYM, 12,728.96 kg/ha). The lowest stover yield (9997.98 kg/ha) was recorded in T<sub>1</sub> (Control). These results indicate that T<sub>6</sub> (100% RDF + 5 t/ha FYM) consistently achieved the highest grain and stover yields, followed by T<sub>9</sub> (100% RDF + 5 kg Zn/ha) and T<sub>7</sub> (75% RDF + 5 t/ha FYM), which were statistically comparable. On the other hand, the control treatment (T<sub>1</sub>) consistently recorded the lowest yields, highlighting the critical role of integrated nutrient management practices in improving soybean productivity. Bisht et al. (2013), Ravi et al. (2013), Mahmood et al. (2017), Barde et al., (2021) and Prajapati et al. (2022).

#### 4. CONCLUSION

The study demonstrated that integrated nutrient management practices significantly enhanced soil health, nutrient content, and nutrient uptake

in maize compared to the control. The treatment T<sub>6</sub> (100% RDF + 5 t/ha FYM) consistently recorded the highest values for nutrient content (N, P, and K) in grain and stover, nutrient uptake (N, P, and K), and soil parameters (pH, EC, and OC), closely followed by T<sub>9</sub> (100% RDF + 5 kg Zn/ha) and T<sub>7</sub> (75% RDF + 5 t/ha FYM). These treatments were statistically at par for most parameters, indicating their effectiveness in enhancing crop productivity and nutrient use efficiency. The control treatment (T<sub>1</sub>) consistently recorded the lowest values, emphasizing the critical need for balanced and integrated nutrient management. This study highlights the potential of combining organic and inorganic fertilizers, particularly FYM and zinc supplementation, to improve soil fertility, crop nutrition, and sustainable maize productivity.

#### DISCLAIMER (ARTIFICIAL INTELLIGENCE)

Author(s) hereby declare that NO generative AI technologies such as Large Language Models (ChatGPT, COPILOT, etc) and text-to-image generators have been used during writing or editing of this manuscript.

#### COMPETING INTERESTS

Authors have declared that no competing interests exist.

## REFERENCES

- Agricultural Statistics. (2012). Directorate of Economics and Statistics, Government of India.
- Ahmad, W., Shah, Z., Khan, F., Ali, S. and Malik, W. (2013). Maize yield and soil properties as influenced by integrated use of organic, inorganic and biofertilizers in a low fertility soil. *Soil and Environment*. 32(2): 121-129.
- Amanullah, M.M., K. Vaiyapuri, K. Satyamoorthi, S. Pazhanivelan and A. Alagesan. (2007). Nutrient uptake, tuber yield of cassava (*Manihot esculenta* crentz) and soil fertility as influenced by organic manures. *J. Agronomy*. 6(1): 183-187.
- Barde, B., Sasode, D. S., Joshi, E., Singh, V. and Patel R. (2021). Effect of integrated nutrient management on growth, yield attributes and yield of sweet corn under northern tract condition of Madhya Pradesh. *Prog. Agric.* 21 (2): 196-200 (2021).
- Bisht, A.S., Bhatnagar, A., Pal, M.S. and Singh, V. (2013). Growth Dynamics, Productivity and Economics of Quality Protein Maize (*Zea mays* L.) Under Varying Plant Density and Nutrient Management Practices. *Madras Agric. J.* 99 (1-3): 73-76.
- Dharaiya, B. K., Asodariya, K. B., Vaghela, T. D. and Baladaniya, B. K. (2018). Effect of nutrient management on quality parameter, nutrient uptake, soil fertility and economics of Rabi sweet corn (*Zea mays* L. var. *saccharata sturt*). *International Journal of Chemical Studies*. 6(3): 2101-2104.
- Dilshad, M. D., Lone, M. I., Jilani, G., Malik, M. A., Yousaf, M., Khalid, R., Shamim, F. (2010). Integrated plant nutrient management (IPNM) B on maize under rainfed condition. *Pakistan Journal of Nutrition*. 9(9), 896-901.
- Guang-hao, L. I., CHENG, Q., Long, L. I., Da-lei, L. U. and Wei-ping, L. U. (2021). N, P and K use efficiency and maize yield responses to fertilization modes and densities. *Journal of Integrative Agriculture*. 20(1): 78-86.
- Hargilas. (2012). Effect of integrated nutrient management on productivity and profitability of quality protein maize and soil fertility under southern humid Rajasthan conditions. *Maize Journal*. 1(2): 118-120.
- Khan, A. M. and Wani, F. S. (2017). Effect of INM on soil carbon pools in Rice – Oil seed cropping system under temperature condition of Kashmir Vally. *Int. J. Pure App. Biosci.* 5(6): 611-621.
- Krishna, M. and Chhabra, V. (2023). Nano Nitrogen for Increasing yield of Maize (*Zea mays* L.). *Int. J. Environ. Clim. Change*. 13(8):1511-5.  
<https://journalijecc.com/index.php/IJECC/article/view/2100>
- Mahmood, F., Khan, I., Ashraf, U., Shahzad, T., Hussain, S., Shahid, M., Abid, M. and Ullah, S. 2017. Effects of organic and inorganic manures on maize and their residual impact on soil physico-chemical properties. *J. Soil Sci. Plant Nutr.* 17(1): 22-32.
- Prajapati, S., Kumar, V., Singh, S., Singh, A., Kumar, A. (2022). Growth, yield attributes and nutrient uptake of maize (*Zea mays* L.) as affected by balanced nutrition under western UP conditions. *Pharma Innovation*. 11(4):1344-1347.
- Rafiq U. A., Sattar S., Ahmad S., Mahmood M. M. (2010). Overwintering Population of Maize Stem Borer *Chilo partellus* (Swinhoe) at high altitudes of Kashmir. *Journal of Biological Science*. 2(1):18-24.
- Ravi, N. R., Basavarajappa, C. P., Chandrashekar, S. I., Harlapur, M. H., Hosamani and Manjunath, M.V. (2012). Effect of integrated nutrient management on growth and yield of quality protein maize. *Karnataka Journal of Agriculture Science*. 25 (3): 395-396.
- Sathish, A., Govinda Gowda V., Chandrappa, H. and Nagaraja, K. (2011). Long term effect of integrated use of organic and inorganic fertilizers on productivity, soil fertility and uptake of nutrients in rice & maize cropping system. *Indian Journal of Agricultural Sciences*. 2(1): 84-88.
- Singh, G., Sharma, G.L. and Golada, S. L. 2011. Integrated Nutrient management on quality protein maize (*Zea mays* L.). *Journal of Progressive Agriculture*. 2(3):65-67.
- Zingore, S., Adolwa, I. S., Njoroge, S., Johnson, J., Saito, K., Phillips, S., Kihara, J., Mutegi, J., Murell, S., Dutta, S., Chivenge, P., Amouzou, K. A., Oberthur, T., Chakraborty, S. and Sileshi, G. W. (2022). Novel insights into factors associated with yield response and nutrient use efficiency of maize and rice in sub-Saharan Africa. A review. *Agronomy for Sustainable Development*. 42(5).  
<https://doi.org/10.1007/s13593-022-00821-4>.

Sindhi, S. J., Thanki, J. D., & Desai, L. J. (2018). A review on integrated nutrient management (INM) approach for maize. *Journal of Pharmacognosy and Phytochemistry*, 7(4), 3266-3269.

**Disclaimer/Publisher's Note:** The statements, opinions and data contained in all publications are solely those of the individual author(s) and contributor(s) and not of the publisher and/or the editor(s). This publisher and/or the editor(s) disclaim responsibility for any injury to people or property resulting from any ideas, methods, instructions or products referred to in the content.

© Copyright (2025): Author(s). The licensee is the journal publisher. This is an Open Access article distributed under the terms of the Creative Commons Attribution License (<http://creativecommons.org/licenses/by/4.0>), which permits unrestricted use, distribution, and reproduction in any medium, provided the original work is properly cited.

*Peer-review history:*

*The peer review history for this paper can be accessed here:*  
<https://www.sdiarticle5.com/review-history/128297>